

BENFLEET HORTICULTURAL SOCIETY



 BENFLEETHORTICULTURALSOCIETY

YEARBOOK 2026

WWW.BENFLEETHORTICULTURALSOCIETY.ORG.UK

Neville Crabb


1941 - 2025

Our Committee Member and dedicated volunteer, Neville Crabb, sadly passed away peacefully at home in July of last year.

Neville was a member of Benfleet Horticultural Society for decades and served on the society's Committee for many years, volunteering in the Store every Thursday.

Neville was also a Castle Point Councillor in the 1970s, serving the community and part of Benfleet Historical Society where he organised many outings.

Neville will be greatly missed.



2026 Yearbook Contents

Contents/ Executive Committee	1
Diary of events	2
Outings 2026	3
Chairman's Report 2025	4
Club Events 2026 & Quizzes 2026	5
Annual awards 2025	6
Spring show awards 2025	7
Summer show awards 2025	8
Autumn show awards 2025	9
Regulations for exhibitors	10
A Poem by Gill Bouchereau	12
Benfleet Best vase regulations	13
Benfleet Best tray regulations	13
A guide for exhibitors	14
Spring Show Schedule	16
Illustrations of Daffodil Divisions	17
Benfleet Horticultural Society Committee 2026	22
Photos Spring Show 2025	23
Photos Summer Show 2025	24
Photos Autumn Show 2025	25
	26
Summer Show Schedule	29
Stores information	35
Autumn Show Schedule	36
Dahlia Classifications	41
Recipes for show classes	42
General Show Dates 2026	44
Best Horticultural Exhibit 2025	45
Floral Art Report 2025	46
Floral Art Program 2026	47
Fertiliser List	48
Garlic Wash/Spray recipe to repel slugs/snails	49

Benfleet Horticultural Society

Affiliated to the

Royal Horticultural Society - National Dahlia Society - National Vegetable Society - Daffodil Society

CHAIRMAN

Mr. T. Babbage, terry493@outlook.com 07925017124

VICE CHAIRMAN

Mr. R. Frith, rjfrith@talktalk.net 07702025783

TREASURER

Mrs. H. Cade, davehazel@talktalk.net 07790259316



DIARY OF EVENTS 2026

DATES	TIME	EVENT	DETAILS
Sun. 1st Feb	10am	STORE OPEN	Membership fees due
Mon. 23rd Feb	2pm	CLUB EVENT	June Piper 'Victorian Fashions'
Fri. 20th March	8pm	QUIZ NIGHT	with Quizmaster Simon Foxen
Mon. 23rd March	2pm	CLUB EVENT	Maz Morgan 'History of Roses'
Sat. 11th April		SPRING SHOW	Richmond Hall - open to public from 2.30pm - £1 entry
Sun. 26th April		OUTING	Hole Park Gardens
Mon. 25th May	2pm	CLUB EVENT	Nick Dobson 'Queen Elizabeth II - Life in Flowers'
Sat. 6th June		SUMMER SHOW	Richmond Hall - open to public from 2.30pm - £1 entry
Sun. 7th June		OUTING	Hidden Gardens - Lavenham
Sat. 13th June	10am	STORE OPEN DAY	Store open 10am- 4pm. Tea & cake with donations to charity
Fri. 19th June	8pm	QUIZ NIGHT	with Quizmaster Simon Foxen
Mon. 22nd June	2pm	CLUB EVENT	Ron Coutts 'National Plant Collection - The Genus Arisaema'
Sun. 5th July		OUTING	Parham House & Gardens
Sat. 1st Aug	10am	STORE OPEN DAY	Store open 10am- 4pm. Tea & cake with donations to charity
Fri. 21st Aug	8pm	QUIZ NIGHT	Floral Art Quiz Night with Quizmaster Simon Foxen
Sun. 6th Sept		OUTING	Wisley Plant Show
Mon. 7th Sept	2pm	CLUB EVENT	Maz Morgan 'Chocolates'
Sat 12th Sept		AUTUMN SHOW	Richmond Hall - open to public from 2.30pm - £1 entry
Fri. 27th Nov	8pm	QUIZ NIGHT	with Quizmaster Simon Foxen
Thurs. 10 th Dec	8pm	AGM	The Society's Annual General Meeting

AGM and club events are held at the St. Mary's Church Hall, 376 High Road, Benfleet, SS7 5HL.

Annual General Meeting and Quiz Nights are 8.00 pm start. Entrance to Quiz Nights is £5 per person and are held at Richmond Hall, please bring your own food and drink.

Club Events are 2.00 pm start and free entrance with tea, coffee and biscuits served.

The flower shows are held in the Richmond Hall, Richmond Avenue, Benfleet, Essex SS7 5HA. Admission to these is £1 per person.

Further details will be published in the NEWSLETTERS / THE STORE / THE WEBSITE.

Please pre-book your table for Quiz Nights at the Store.

Outings: to avoid being disappointed please put your names down early on the list at the stores together with a non-returnable deposit of £5.

Store Gift Vouchers

Gift vouchers for the store are available to purchase in store now.

£5
£10
£20



These are the perfect gift for the gardeners in your life.

Outings 2026

SUNDAY 26TH APRIL

HOLE PARK GARDENS - £30

SUNDAY 7TH JUNE

HIDDEN GARDENS - LAVENHAM - £25


SUNDAY 5TH JULY

PARHAM HOUSE AND GARDENS - £30

SUNDAY 6TH SEPT

WISLEY PLANT SHOW - £16

Please put your name down at the stores with a £5 deposit to secure your seat.



THE CHAIRMAN'S REPORT 2025

Another gardening year has gone and hope you all had a good time.

We sadly said farewell to our committee member, Neville Crabbe.

We have been busy in the stores 4 days each week.

Thank you to all who volunteer and help run the stores, one of the most successful local societies, and those of you who help unload all the sacks of soil.

Three great shows held throughout the year with great exhibits, thank you to all who enter and organise the shows.

Four club events were held at St. Mary's Hall.

We also entered the local community shows, one in Benfleet and one on Canvey.

Our quizzes continue to be well supported and successful thanks to Simon our quizmaster.

We had very good trips to Chenies Manor, Hidden Gardens of Bury St. Edmonds, Wisley, and Wakehurst Place.

Good luck and happy gardening to you all in 2026.

Terry Babbage

Chairman
Benfleet Horticultural Society

Club Events 2026

Mon Feb 23 June Piper 'Victorian Fashions'

Mon Mar 23 Maz Morgan 'History of Roses'

Mon May 25 Nick Dobson 'Queen Elizabeth II –
Life in Flowers'

Mon June 22 Ron Coutts NATIONAL PLANT
COORDINATOR ESSEX 'National Plant Collection -
The Genus Arisaema'

Mon Sept 7 Maz Morgan 'Chocolates'

ALL EVENTS AT ST MARYS CHURCH HALL 376 HIGH ROAD SS7 5HL. 2PM
FOLLOWED BY QUESTIONS REFRESHMENTS AND A RAFFLE FREE
ENTRANCE FOR MEMBERS

Quizzes 2026

FRI 20TH MARCH

FRI 19TH JUNE

FRI 21ST AUGUST (FLORAL ART)

FRI 27TH NOVEMBER



Quiz Nights are 8.00 pm start. Entrance to Quiz Nights is £5 per person and are held at Richmond Hall, please bring your own food and drink.

Please pre-book your table for Quiz Nights at the Store.

ANNUAL AWARDS 2025

President's Trophy	Awarded to the member who has given outstanding service to the society	Hazel Cade
Banksian Medal	Most points in all shows	Laurence Chapman
Sanders Cup	Most points in all shows	Laurence Chapman
Arnold Cup	2nd highest points in all shows	Peter Yapp
Raynor Cup	3rd highest points in all shows	Terry Babbage
Presidents Award	Best exhibit of the year (Hort)	Wendy Webster
Ernie Williams Cup	Most points in fruit & veg	Janet Pryor
BHS Jubilee Cup	2nd highest points in fruit & veg	Samantha Coutts
Garden News Shield	Gentlemen gaining most points in flower classes in all shows	Laurence Chapman
Garden News Shield	Lady member gaining most points in decorative arrangements	Judy Bonham
Sutcliffe Shield	Most points in pot plant, cacti& succulants	Terry Babbage
Elizabeth Floral Cup	Most points for a lady member in flower classes	Gill Horgan
Certificate	Second highest points in flower classes	Peter Yapp
Hart Trophy	Most points in cookery classes	Eileen French
Certificate	2nd highest points in cookey	Judy Bonham
BHS Wine Cup	Most points in wine classes	Lorraine Coverley
BHS Children's Cup	Most points in children's classes	Elizabeth Monk

PRIZES

There are NO entry fees for any classes. Prizes will be given in Children's classes and sponsored prizes may be given.

POINTS AWARDED

1st = 5 points, 2nd = 3 points, 3rd = 2 points, Highly commended = 1 point

SPRING SHOW AWARDS 2025

Bennett Trophy	Most Points in Show	Laurence Chapman
Frank Hazel Trophy	2nd highest points in show	Terry Babbage
Webbs Jubilee Cup	3rd highest points in show	Eileen French
Best Exhibit Cup	Best exhibit in show	Wendy Webster
Terry Babbage Cup	Most points in bulbs in containers	Terry Babbage
Daffodil Society Bronze Medal	Best vase in classes 16 - 51	Laurence Chapman
Daffodil Society Diploma	Best container classes 3 - 11	Laurence Chapman
Daffodil Society Diploma	Best bloom 16 - 51	Laurence Chapman
Anne Crocket Trophy	Best exhibit in floral art	Hazel Cade
Iris Fisher Memorial Trophy	Most points in cookery	Eileen French
Reg. Pomeroy Wine Cup	Most points in wine classes	not awarded
Hayward Cup	Best wine in show	not awarded
Monica Spackman Memorial	Child gaining most points	Jake Riley
Valerie Spence Trophy	Most points in handicraft	Laurence Chapman
Althea Cup	Best exhibit in handicraft	Janet Pryor
Certficate	Most points in misc. classes	Laurence Chapman
Certficate	Best exhibit cookery	Eileen French
Certficate	2nd highest points cookery	Judy Bonham
Certficate	Most points in decorative	Judy Bonham
Certficate	Most points in novice classes	not awarded
Certficate	Best pot plant	Wendy Webster
Certficate	Best exhibit in children's classes	not awarded
CHOICE DISCOUNT STORES	SPONSORED PRIZES	
Best Exhibit in Show	£10 Choice Voucher	Wendy Webster
Best Vase of Narcissi	£10 Choice Voucher	Laurence Chapman
Best Exhibit in Handicraft Classes	£10 Choice Voucher	Janet Pryor
Best Exhibit in Cookery Classes	£10 Choice Voucher	Eileen French

ROSE & SUMMER SHOW AWARDS 2025

Wilks Cup	Most points in show	Eileen French
Durley Challenge Cup	2nd highest points in show	Terry Babbage
Harry Phillips Cup	3rd highest points in show	Gill Horgan
Best Exhibit Cup	Best exhibit in show	Maz Morgan
Acres Rose Bowl	Most points in rose section	Gill Horgan
Colvin Cup	Winner of the rose class with the most entries	Jean Bolland
Dr. Vin Tyndal Memorial Shield	Best vase of climbing roses	Jackie Rowland
Mr Fothergills Seed Cup	Highest points in misc. flowers	Terry Babbage
Harvey Memorial Cup	Most points in sweet peas	Terry Babbage
NVS Medal	Most points in vegetables and salading	Eileen French
Murphy Challenge Cup	Best exhibit in vegetables, salading, and fruit	Gill Horgan
Iris Fisher Memorial Trophy	Most points in cookery	Eileen French
Reg. Pomeroy Wine Cup	Most points in wine classes	not awarded
Monica Spackman Memorial Trophy	Most points in children's classes	Elizabeth Monk
Floral Art Cup	Best exhibit in floral art	Judy Bonham
Althea Cup	Best exhibit in handicraft	Linda Restall
Valerie Spence Cup	Most points in handicraft	Laurence Chapman
Stores Voucher	Best rose in show	Rosemary Dabbs
Certificate	Best Exhibit in horticultural classes	Jean Bolland
Certificate	Most points in decorative arrangements	Maz Morgan
Certificate	Best exhibit in pot plant classes	Brenda Corney
Certificate	Best exhibit in cookery	Eileen French
Certificate	2nd highest points in cookery	Janet Pryor
CHOICE DISCOUNT STORES	SPONSORED PRIZES	
Best Rose in Show	£10	Rosemary Dabbs
Best Exhibit in Show	£10	Maz Morgan
Winner of Class 45 Fuchsia	£10	Hazel Case
Winner of Class 125 Arrangement in a trug	£10	not awarded
Winner of Class 141 4 Hot Cross Buns	£10	Judy Bonham

AUTUMN SHOW AWARDS 2025

Sugg Trophy	Most points in show		Laurence Chapman & Peter Yapp		
Perry Cup	2nd highest points in show		Samantha Coutts		
Goom Cup	3rd highest points in show		Judy Bonham		
Best Exhibit Cup	Best exhibit in show		Judy Bonham		
Dahlia Cup	Most points in dahlia classes		Peter Yapp		
EA Hunt Plate & NDS Silver Medal	Best vase of dahlias		Peter Yapp		
NDS Bronze Medal	Best bloom in dahlia classes		Laurence Chapman		
Reg Everett Dahlia Trophy	Best 'water lily' type dahlia		Peter Yapp		
F. Tompkins Cup	Most points in chrysanthemums		Kelly Marie Dunn		
Davenport Cup	Best exhibit in vegetable, salading, and fruit		Laurence Chapman		
NVS Medal	Most points in vegetable, salading, and fruit		Samantha Coutts		
Ken Hegan Cup	Best exhibit in vegetables, salading, & fruit		Samantha Coutts		
Althea Cup	Best exhibit in handicraft		David Old		
Valerie Spence Cup	Most points in handicraft		Laurence Chapman		
Iris Fisher Memorial Trophy	Most points in cookery classes		Judy Bonham		
Reg. Pomeroy Cup	Most points in wine classes		Lorraine Coverley		
Floral Art Cup	Best exhibit in floral art		Judy Bonham		
Monica Spackman Memorial Trophy	Most points in children's classes		Joshua Hounsell & Jake Riley		
Certificate	Most points in misc. classes		Peter Yapp & Jackie Rowland		
Certificate	Most points in decorative arrangements		Wendy Webster		
Certificate	Best exhibit in pot plants		Kelly Marie Dunn		
Certificate	Best exhibit in cookery		Georgina Thompson		
Certificate	Most points in novice classes		not awarded		
J. Delroyd Memorial Prize	Most points in children's classes		Joshua Hounsell & Jake Riley		
SIMON FOXEN BARBER SHOP			SPONSORED PRIZES		
Best Exhibit in Show	£5	Judy Bonham	Best Exhibit in Wine	£5	Lorraine Coverley
Best Pot Plant	£5	Kelly Marie Dunn	Best Exhibit in Handicraft	£5	David Old
Best Exhibit in Fruit & Veg	£5	Laurence Chapman	Best Photograph	£5	Laurence Chapman
Best Exhibit in Cookery	£5	Georgina Thompson	Best Exhibit in Class 64	£5	Jackie Rowland
Best Exhibit in Children's Classes	£5	not awarded	Best Exhibit in Floral Art	£5	Judy Bonham

REGULATIONS FOR EXHIBITORS

1. The exhibitor must be a member of the society before the show, except in the case of OPEN CLASSES or in the case of children of members entering the children's classes.

2. All exhibits in vegetable, salading, fruit and flower divisions, but excluding floral art, must have been grown in the member's garden or allotment, or shall have been in their possession for at least two months prior to the show, and must not display any commercial labels. A pot plant, which has been awarded a First Prize in any show, may not be entered again in that show year.

3. All exhibits in domestic, handicraft and floral art classes must have been prepared or made by the exhibitor and must not have been exhibited in any B.H.S. show in the previous 3 years. The minimum age in these classes is 10 years.

4. All entries shall be arranged at the show, with the exception of fruit and vegetables in a trug, unless stated otherwise in the appropriate show schedule.

5. For the guidance of exhibitors in the vegetable, salading and fruit division, the following tables show the number of specimens required

VEGETABLES	2 Celery	2 Peppers
3 Artichokes (Jerusalem)	6 Chard	6 pods, Peas
3 Artichokes (Globe)	2 Endive	6 Radishes
3 Aubergines	2 Kale	3 Rhubarb
5 Beans, broad	2 Leeks	3 Potatoes
7 Beans, runner	2 Lettuce	3 Salsify
5 Beans, dwarf	1 Marrow	2 Savoy
3 Beetroot	6 Mushrooms	2 Seakale
9 Brussels Sprouts	3 Onions (under 8 oz)	9 Shallots
1 Cabbage	3 Onions (over 8 oz)	9 Spinach leaves
3 Carrots	9 Onions (pickling)	1 Squash
1 Cauliflower	9 Onions (Spring)	2 Sweetcorn cobs
5 Chillies	3 Parsnips	5 Tomatoes
1 Cucumber		3 Turnips

Other vegetables & Salading as per the R.H.S. Handbook

FRUIT	9 Damsons or Bullaces	3 Nectarines
3 Apples	3 Figs	9 Nuts
3 Apricots	1 Other Fruit	3 Peaches
9 Blackberries	9 Gooseberries	3 Pears
9 Cherries	1 bunch Grapes	3 Plums
9 Bunches	9 Loganberries	4 Quince
Currant (one type)	1 Melon	9 Raspberries
	9 Mulberries	6 Strawberries

6. All vegetable roots to be washed, tops to be cut at approximately four inches, except where otherwise stated and shall not be polished. All fruit should bear its natural bloom and soft fruit have stalks attached.

7. Garnishing will be allowed except where expressly excluded in flower classes. Additional foliage is not allowed except where stated.

8. Exhibition vases will be supplied and must be used, except for decorative effect classes, but where the schedule stipulates bowls, these must be supplied by the exhibitor.

9. Competitors are particularly requested to name their exhibits. In the event of close competition, a named exhibit would be preferred to an unnamed one.

10. Wine exhibitors please refer to 'Guide to Exhibitors' within this book

11. The right is reserved by the Committee to refuse any entry

12. The society's officers reserve the right to alter the positioning of exhibits if they deem it desirable, except those in the floral art classes

13. All entries must be notified to the Show Secretary or at the stores by the Thursday morning prior to each show. The Show Secretary may, but only under exceptional circumstances, consider late entries.

14. No exhibitor to take more than one prize in any class, except for different varieties, special awards excepted. The number of entries is unlimited, but every entry must be of a different variety or kind

15. The Committee reserve the right to alter any prize at their discretion

16. The decision of the Judges will be final, except in cases where, after an award has been made, the exhibit is found to be not in accordance with the requirements of the schedule. All matters of protest must be made to the Hon. Show Secretary by 4.00 p.m. On the day of the show. The matter will be dealt with by the Committee, whose judgement shall be final.

17. Every care will be taken of exhibits by the Committee, but they can accept no responsibility for them.

18. All cups and trophies, excluding medals and mementos are the property of the Society and are perpetual. They are held by the winners for one year and must be returned to the Hon. Show Secretary seven days prior to the relevant show.

19. All cups, trophies and medals are to be handed to the Hon. Show Secretary after presentation on the day of the show for the purposes of having them engraved.

20. The Committee have the power to deal with matters not provided for in these regulations and their decision shall be final.

21. A member can exhibit in the novice classes if he or she has never won first prize in any previous show of the Society.

EXEMPTION FROM THESE RULES CANNOT BE CLAIMED UNDER A PLEA OF IGNORANCE

THE SHOW SECRETARY IS VERY ACCOMMODATING TO LATE ENTRIES BUT WOULD ASK MEMBERS TO MAKE EVERY EFFORT TO ENSURE THAT SHE IS NOTIFIED OF ENTRIES BY THE THURSDAY PRECEDING THE SHOW.



BENFLEET BEST VASE

1. The **Benfleet Best Vase** class is for a vase of mixed flowering stems containing a total of between five and ten stems, taken from a minimum of three different kinds of plants. Please note that it is three different KINDS of plants; three varieties of the same plant are NOT three kinds (For further clarification, please see 'Notes for Exhibitors and Judges' a copy of which is available from the Show Secretary)
2. The display will be judged out of a total of 35 points, split into: 25 points for the colour, form, condition, quality and freshness of the flowers on display, and 10 points for the overall presentation and effect of the flowers in the vase. The vase will be viewed from all directions.
3. Judging of the flowers should be to the normal rules used for other classes. Stems used in the display must be showing flowers only. No seed heads or berries will be allowed.
4. The vase can be any shape and size and made from any material, but must be in proportion to the display. No marks are awarded for the vase itself.
5. No accessories whatsoever - such as bows and additional foliage - will be allowed. Foliage which is growing naturally from the flowering stem and still attached to that stem is allowed. Packing material - including florist's foam - to keep the stems in place is allowed.
6. The winner of the **Benfleet Best Vase** class will receive a £10 Store voucher, a prize card and a Special Certificate. The Runner-up will receive a £5 Store voucher and prize card. Third place will receive a £3 Store voucher and prize card.

This Class will be sponsored by Benfleet Horticultural Society

BENFLEET BEST TRAY

1. The **Benfleet Best Tray** Class is for a collection of three types of vegetables taken from the following list of ten. The quantity of each vegetable required for the collection is given in brackets: Carrots (3), Cauliflowers (2), onions (3), Parsnips (3), Peas (6 pods) Potatoes (3), Runner beans (6 pods), Tomatoes (6), Beetroot (3), Celery (1), cucumbers (2), courgettes (3), sweetcorn (2), and/or Peppers (sweet) (5). Each type of vegetable will be judged out of a total of 15 points. This is split into three sections as follows: 5 points for size, shape and colour, 5 points for condition and 5 points for uniformity. The overall mark will therefore be out of a total of 45.
2. All vegetables are to be displayed for effect. The vegetables must be displayed within an area measuring 18 inches by 24 inches (45 x 60 cm), without bending any part of them. No part of any exhibit may exceed the size of the tray. A tray or board measuring 18 in by 24 in (45 x 60 cm) MUST be used to display the vegetables. Where a tray has a lip or edge, it is the internal measurements that must not exceed 18 in x 24 in (45 x 60 cm).
3. A black cloth is permitted, and the tray may be painted. Parsley is allowed for garnishing, but no other foliage or accessories such as plates, sand, rings, will be allowed. Onion tops may be tied or whipped using raffia or string.
4. The winner of the **Benfleet Best Tray** Class will receive a £10 Store voucher, a prize card and Special Certificate. The Runner-up will receive a £5 Store voucher and prize card. Third place will receive a £3 Store voucher and prize card.

This Class will be sponsored by Benfleet Horticultural Society

GUIDE FOR EXHIBITORS

1. Allow sufficient time to stage exhibits. The hall must be cleared for the Judges at 11.30 a.m. sharp (12 noon for floral art exhibitors)
2. Make sure that you have entered your exhibit in the correct class; if in doubt, consult a Committee member - there will be one in the hall.
3. Be careful to place your card with your exhibit, print name and fold under.
4. If possible, name your varieties.
5. If a set number of flowers, fruit or vegetables is specified in any class, make sure you show the correct quantity. The exhibit will be disqualified if more or less is included.
6. Do not polish fruit. Show with the natural 'bloom'. Apples should be shown with the eye uppermost, stalk end downwards.
7. Remember to bring containers where anything other than a vase is specified.
8. **Salading or salad vegetable.** A vegetable used in either raw or cooked state and served in salads as a cold dish. The following kinds may be used for horticultural show purposes - Beet, Cabbage (green), Carrots, Celeriac, Celery, Chicory, Chives, Corn salad or Lambs lettuce, Cress (American land), Cucumbers, Dandelion (blanched), Endive, Florence fennel, Kohl rabi, Mustard or Rape, Spring onions, Potatoes, Radishes, Tomatoes, Turnips and Watercress.
9. **Root vegetables** should be washed with a soft sponge and for horticultural purposes include the following - Artichokes (Jerusalem), Beet, Carrots, Celeriac, Kohl rabi, Parsnips, Potatoes, Radishes, Salsify, Schorzonera, Swedes and Turnips.
10. **Flowers** should be fresh. To ensure this, try to cut them in the morning or evening before the show and place them up to their necks in water.
11. Aim for uniformity of size.
12. If you are unsure what is required in a class or how to present it, do ask for advice from a Committee member.
13. If you are interested in a particular flower or horticultural subject, remember that there are many specialist societies who give advice and information to members. The Committee will help you to contact them if they can.
14. Try to beg, borrow or otherwise obtain a copy of the Royal Horticultural Society's "The Horticultural Show Handbook". This gives a lot of guidance.
15. **Cookery Hints.** Always read the schedule carefully - jam does not mean jelly - if six tarts or buns are asked for, this does not mean five or seven. Cookery exhibits should be well shaped, evenly baked and nicely presented. Sponge cakes should not be dredged with sugar, the glaze in fruit flans should be clear and completely cover the fruit. Do not bake in foil cases. Jams and jellies should be of a good colour, flavour and well set. Pots should be well filled, the top completely covered with a wax disc, a cellophane cover or screw top. PLAIN JAM JARS MUST BE USED and they should be very clean with no trace of stickiness and labelled with

the contents and date of making. Jars should be approximately 14 oz to 1lb size. Pickles and chutney should be exhibited in small plain, jam jars, well filled and covered with a plastic screw top lid. Remember, the judge can disqualify any exhibit not conforming to the schedule or the basic requirements of plain jars or bottles.

16. **Wine exhibitors** should note that - labels will be supplied. Still wine bottles must be of the 'sauternes' type, punted of clear glass, approximately 26 fluid ounces capacity. Stoppers must be cork with a plastic flanged top. Beer to be in one pint brown bottles with gold crown closures. Barley wine to be in half pint bottles. All bottles to be filled to within approximately one inch of the stopper. Labels shall be fixed centrally between the bottle seams.

17. **Handicraft hints.** Always read the schedule carefully and comply with the requirements. Knitted and crocheted articles should be pressed but not washed. They should be finished off neatly and securely; knots should never be used. Either join your wool at the end of a row or carefully graft it. You will gain marks for your embroidery if it is an original design and a transfer has not been used

18. **Floral art.** Any living, preserved or dried natural plant material, including berries, may be used, unless otherwise stated. All entries to be arranged at the show hall, except where stated otherwise in the respective show schedule. Artificially coloured plant material may be used with discretion. Spaces allowed each measuring 24" wide by 22" deep for each entrant. Height to reflect the scale of the design.

Interior Decor
OPEN 6 DAYS A WEEK

292 HIGH RD
BENFLEET
ESSEX

OVER 300 WALLPAPER PATTERN BOOKS AVAILABLE
FOR HOME LOAN, CURTAIN TRACKS & POLES

Leyland & Johnstones **TRADE PAINT CENTRE**

OVER 4000 COLOURS
PAINT MIXING WHILE-U-WAIT
FREE COLOUR SAMPLE CARDS

FREE LOCAL DELIVERY
Car Park At Rear

DELTA VISA MasterCard SWITCH

Barry Smart **01268 793787**

SPRING SHOW

SATURDAY 11th April

Richmond Hall, High Road, Benfleet, SS7 5HA
 Staging 8.30 until 11.30 a.m. (Floral art until 12 noon) *Open to the public at 2.30 p.m.*
Presentation of awards from 4.00 p.m.

AWARDS

Bennett Trophy
 Frank Hazel Trophy
 Webbs Jubilee Cup
 Best Exhibit Cup
 John Penny Cup
 T. Babbage Cup

Daffodil Society Bronze Medal
 Daffodil Society Diploma
 Daffodil Society Diploma
 Floral Art Cup
 Iris Fisher Memorial Trophy
 Hayward Cup
 Children's Spring Cup
 Spring Handicraft Trophy
 Spring Handicraft Cup
 Peter Colvin Cup
 Certificate
 Certificate
 Certificate

Certificate
 Certificate
 Certificate

Certificate
 Certificate
 Certificate

Sponsored by Choice Discount Stores - Hadleigh

Best exhibit in show	£10	Choice voucher
Best vase of Narcissi	£10	Choice voucher
Best exhibit of floating flowers class	£10	Choice voucher
Best exhibit in handicraft classes	£10	Choice voucher
Best exhibit in cookery classes	£10	Choice voucher

Most points in show
 2nd highest points in show
 3rd highest points in show
 Best Exhibit in Show
 Most points in cut flowers
 Most points in bulbs in containers
 Best vase in classes 20 – 55
 Best container in classes 3 – 16
 Best bloom in classes 20 – 55
 Best exhibit in floral art
 Most points in cookery
 Most points in wine classes
 Child gaining most points
 Most points in handicraft
 Best exhibit in handicraft
 Most points in photography
 Best photograph
 Best exhibit in wine classes
 Most points in miscellaneous classes
 Best Exhibit in cookery
 2nd highest points in cookery
 Most points in decorative arrangement
 Most points in novice classes
 Best pot plant
 Best exhibit in children's classes



Trumpet daffodil
 Division 1



Small-cupped daffodil
 Division 3



Triandrus daffodil
 Division 5



Jonquilla daffodil
 Division 7



Poeticus daffodils
 Division 9



Split Corona Daffodil
 Division 11a

ILLUSTRATION OF DAFFODILS FROM TWELVE OF THE DIVISIONS OF THE CLASSIFICATION

Division 1 Trumpet Daffodils

One flower to a stem - corona (trumpet) as long or longer than the perianth

Division 2 Large Cupped Daffodils

One flower to a stem - corona (trumpet) more than one third but less than equal to the length of the perianth or petals

Division 3 Small Cupped Daffodils

One flower to a stem - corona (cup) not more than one third the length of the perianth

Division 4 Double Daffodils

One or more flowers to a stem with doubling of the corona or the perianth segments or both

Division 5 Triandrus Daffodils

Usually more than one flower to a stem. Heads drooping - perianth segments reflexed with narrow and silky texture

Division 6 Cyclamineus Daffodils

One flower to a stem (except for Tete-a-Tete, Jumbilee and Flyaway). Perianth segments reflexed and narrow. Corona straight and has a very short neck or pedicel

Division 7 Jonquilla Daffodils

One to three flowers to a stem. Rounded stem - leaves dark and rush-like. Flowers fragrant - not reflexed - Perianth segments spreading

Division 8 Tazetta Daffodils

Usually 2-4 medium or 4 or more smaller flowers to a stem. Coronas very short - leaves broad - perianth spreading, not reflexed, rounded and often crinkled. Flowers sweet scented

Division 9 Poeticus Daffodils

Usually one flower to a stem. Perianth pure white - corona usually disc-shaped with green and/or yellow centre with a red rim. The stamens are usually 3 forward and 3 much smaller and set back

Division 10 Bulbocodium Daffodils

Usually one flower to a stem; perianth segments insignificant compared with the dominant corona; anthers dorsified (ie attached more or less centrally to the filament and style usually curved

Division 11a Split Corona Daffodils

Corona split - usually for more than half its length

a) Collar Daffodils

Split-corona daffodils with the corona segments opposite the perianth segments; the corona segments usually in two whorls of three

Division 11b Split Corona Daffodils

Corona split - usually for more than half its length

b) Papillon Daffodils

Split-corona daffodils with the corona segments alternate to the perianth segments usually in a single whorl of six.

Division 12 Other Daffodils

Daffodils which do not fit the definition of any other division



Large-cupped daffodil
 Division 2



Double daffodil
 Division 4



Cyclamineus daffodil
 Division 6



Tazetta daffodil
 Division 8



Bulbocodium daffodil
 Division 10



Split Corona Daffodil
 Division 11b

- 1 A display of anything grown by the exhibitor (must fill space)
- 2 A display of Narcissi - cut or in a container (must fill space)
(both items NOT judged as floral art) space allowed 2'6"
BULBS, CORMS or TUBERS, GROWN IN A CONTAINER
- 3 Narcissi - trumpet - Div. 1
- 4 Narcissi - large cupped - Div. 2
- 5 Narcissi - small cupped - Div. 3
- 6 Narcissi - double, one bloom per stem - Div. 4
- 7 Narcissi - double being multi headed - Div. 4
- 8 Narcissi - triandrus Div. 5
- 9 Narcissi - cyclamineus Div. 6
- 10 Narcissi - jonquilla Div. 7
- 11 Narcissi - tazetta Div. 8
- 12 Narcissi - any other kind in Div. 9
- 13 Narcissi - poeticus cultivars Div. 10
- 14 Narcissi - bulbocodium cultivars Div. 11
- 15 Narcissi - any other kind of daffodil Div. 12
- 16 Narcissi - 2 or more mixed divisions grown together
- 17 Tulips
- 18 Hyacinths
- 19 Any other kind of flowering bulb, corm or tuber.

Please note that in the above classes, bowls should not have a diameter greater than 14" or if a trough type, should not exceed 8" x 24"

MISCELLANEOUS CUT FLOWERS

- 20 Narcissi - trumpet all white - 3 blooms - Div. 1
- 21 Narcissi - trumpet all white - 1 bloom - Div. 1
- 22 Narcissi - large cupped all white - 3 blooms - Div. 2
- 23 Narcissi - large cupped all white - 1 bloom - Div. 2
- 24 Narcissi - any variety - 5 stems
- 25 Narcissi - trumpet - 5 blooms - Div. 1
- 26 Narcissi - trumpet - 3 blooms - Div. 1
- 27 Narcissi - trumpet - 1 bloom - Div. 1
- 28 Narcissi - large cupped - 5 blooms - Div. 2
- 29 Narcissi - large cupped - 3 blooms - Div. 2
- 30 Narcissi - large cupped - 1 bloom - Div. 2
- 31 Narcissi - small cupped - 5 blooms - Div. 3
- 32 Narcissi - small cupped - 3 blooms - Div. 3
- 33 Narcissi - small cupped - 1 bloom - Div. 3
- 34 Narcissi - double (more than 1 flower on a stem) 3 stems - Div. 4
- 35 Narcissi - double (more than 1 flower on a stem) 1 stem - Div. 4
- 36 Narcissi - double (one flower to a stem) 3 blooms - Div. 4
- 37 Narcissi - double (one flower to a stem) 1 bloom - Div. 4
- 38 Narcissi - triandrus - 3 stems - Div. 5
- 39 Narcissi - triandrus - 1 stems - Div. 5
- 40 Narcissi - cyclamineus - 3 blooms - Div. 6
- 41 Narcissi - cyclamineus - 1 blooms - Div. 6
- 42 Narcissi - jonquilla- 3 stems - Div. 7
- 43 Narcissi - jonquilla- 1 stems - Div. 7
- 44 Narcissi - tazetta - 3 stems - Div. 8
- 45 Narcissi - tazetta - 1 stems - Div. 8
- 46 Narcissi - poeticus cultivars - 3 blooms - Div. 9
- 47 Narcissi - poeticus cultivars - 1 blooms - Div. 9

- 48 Narcissi - bulbocodium cultivars 3 blooms - Div. 10
- 49 Narcissi - bulbocodium cultivars 1 blooms - Div. 10
- 50 Narcissi - split corona - 3 blooms - Div. 11a/ 11b
- 51 Narcissi - split corona - 1 stem - Div 11a or 11b
- 52 Narcissi - miscellaneous type - 1 bloom/stem Div. 12
- 53 Narcissi - 1 trumpet, 1 large cup, 1 small cup in one vase
- 54 Narcissi - miniature / rockery types - 3 stems
- 55 Narcissi - six vases - 1 stem per vase from different divisions—no more than 2 from 1 division
- 56 Tulips- one variety - 3 blooms
- 57 Tulips - 1 bloom
- 58 Tulips - mixed varieties - 5 blooms
- 59 Tulips - mixed varieties - 3 blooms
- 60 Hyacinths - 3 blooms
- 61 Hyacinths 1 bloom
- 62 Iris - one or more varieties - 3 blooms
- 63 Polyanthus / Primrose - 6 stems in container provided
- 64 Pansies / Violas - 6 stems in container provided
- 65 Auriculas- 1 stem in any container
- 66 Muscari - 5 stems
- 67 Wallflowers- 3 stems
- 68 Carnations 1 bloom
- 69 Crown Imperialis (Fritillaria) 1 stem
- 70 Any other flowers, one or more varieties 3 stems
- 71 Any other kind of bulb, corm or tuber - 3 stems
- 72 Flowering tree or shrub - 5 stems
- 73 Hellebore 3 stems 1 or more varieties

POT PLANT SECTION

- 74 Cacti or Succulent - 1 pot - one or more plants
- 75 Bonsai- 1 specimen container
- 76 Alpines 1 pot or pan - maximum size 9" diameter
- 77 Any foliage pot plant or plants maximum pot size 9" diameter
- 78 Auricula - 1 plant per pot
- 79 Streptocarpus - 1 plant per pot
- 80 Orchid - 1 plant per pot
- 81 Pot plant up to 5" diameter (excluding any from 65 - 71)
- 82 Pot plant over 5" diameter (excluding any from 65 - 71)
- 83 Hanging basket - 16" diameter maximum

NOVICE CLASSES

A member can exhibit in the Novice Class if he / she has never won a prize in any previous Show of the Society.

- 84 Narcissi - any variety - 3 blooms
- 85 Narcissi - any variety - 1 bloom
- 86 Any other flowers - 5 stems

FLOWERS ARRANGED FOR DECORATIVE EFFECT

Any kind of flowers arranged for decorative effect NOT FLORAL ART. Self-foliage may be used (natural means foliage from any plant, free from artificial treatment such as dyeing etc.) Any container may be used

- 87 A basket of Spring flowers (not to include shrubs)
- 88 A hand tied posy of flowers in a jam jar
- 89 An arrangement of flowers in an unusual container
- 90 A bowl of floating Hellebore flowers
- 91 A bowl of floating flowers

VEGETABLE CLASSES

All dishes are to be of one variety

(Please see Regulations for Exhibitors on page 10)

- 95 Rhubarb - 3 sticks - 3" leaf blade to be left on
- 96 Leeks - two
- 97 Any root vegetable
- 98 Any other vegetable except root vegetable
- 99 Any winter stored vegetable or fruit

PHOTOGRAPHY SECTION

- 105 A photograph – "First Sign of Spring" Max. overall size A4
- 106 A photograph – "Windmills" Max. overall size A4
- 107 A photograph – "Bird(s)" Max. overall size A4

HANDICRAFT SECTION

- 108 An exhibit of 'soft' craft – knitting, patchwork, macramé etc.
- 109 An exhibit of 'hard' craft – metalwork, pottery etc.
- 110 An exhibit of artwork – painting, drawing, pressed flowers etc.
- 111 An exhibit of jewellery
- 112 An Easter card
- 113 An exhibit of woodwork

COOKERY

One entry per person per class

- 115 Carrot Cake
- 116 Jar of Lemon Curd
- 117 Jar of Pickles
- 118 6 pieces of Bread Pudding (see recipe page 42)
- 119 4 Flaky Pastry Sausage Rolls
- 120 4 Hot Cross Buns

WINE SECTION

- 125 Red – table dry
- 126 White – table dry
- 127 White – social sweet
- 128 Wine made from a kit
- 129 Liqueur (sloe gin etc.)

CHILDREN'S SECTION

- 135 School Year 2 & under (a) 1 Spring flower in own container (b) Easter Card (c) Decorated Easter Fairy Cake
- 136 School Year 3-6 (a) 1 Spring flower in own container (b) Easter Card (c) Decorated Easter Fairy Cake
- 137 School Year 7-11 (a) 1 Spring flower in own container (b) Easter Card (c) Decorated Easter Fairy Cake

FLORAL ART

- 140 An Arrangement "The Garden Awakens"
- 141 An Arrangement "May Day Celebrations"

For both of the above, a space of 24" is allowed with fresh materials and accessories being allowed



Leading Labels for Less

Women | Men | Kids | Home



Hadleigh Rectory Road

Basildon Mayflower A127

Visit our Home Outlet at Rayleigh Weir

choicediscount.com

BENFLEET HORTICULTURAL SOCIETY COMMITTEE 2026



POSITION	NAME(S)
CHAIRMAN	MR. T. BABBAGE
VICE CHAIRMAN	MR. R. FRITH
TREASURER	MRS. H. CADE
HON. AUDITOR	MRS. D. NORTON
GENERAL SECRETARY	MRS. G. HORGAN
SHOW SUB-COMMITTEE	MRS. G. HORGAN, MR. L. CHAPMAN, & MR. R. FRITH.
STORES MANAGER	MR. L. CHAPMAN
MEMBERSHIP SECRETARY	MR. L. CHAPMAN
OUTINGS SECRETARY	MRS. H. CADE
SOCIAL SECRETARY - QUIZZES	MRS. H. CADE
CLUB EVENTS	MR. T. BABBAGE
IT MANAGER	MR. L. CHAPMAN
GENERAL MAINTAINANCE MANAGER	MR. S. CLARK
COMMITTEE MEMBERS	MR. S. GOSTLING, MRS. J. WHITWORTH, & MRS. J. WILLET.
TRUSTEES	MR. T. BABBAGE, MRS. H. CADE, MR. R. FRITH
EXECUTIVE COMMITTEE	CHAIRMAN, VICE CHAIRMAN, TREASURER

Spring Show 2025



Flowers for all occasions

01268 569439

www.elliemae-florists.co.uk

Rose & Summer Show 2025

Autumn Show 2025



Leaf Damage Identification

In some cases, you may need to identify pest and disease problems on plant leaves. The below list should help you with identification, and you can then click on the links where appropriate to find out even more about prevention and control.



Aphids

Aphids are the most common of all pests and almost every plant from the smallest shrub to the tallest oak tree can be infested. They tend to feed on the underside of leaves and you'll often see the white shed skins. Some produce specific leaf problems - such as leaf-curling aphids and blister aphids.



Capsid bugs

Capsid bugs are about 6mm long with six long legs and antennae. They love the tips of young shoots and have wide tastes - roses, fuchsias, hydrangeas, forsythia, chrysanthemums and currant bushes. They make small holes that get bigger as the leaf grows and expands and often cause the leaf to distort in shape.



Caterpillars

Not all caterpillars are particularly harmful. Some will eat through leaves, stems, flowers, fruit and even roots. Other caterpillars curl up the leaves to use as protection from predators.



Discoloured leaves

Sometimes, plant leaves change colour during the growing seasons – spring and summer. There are numerous reasons for leaf discoloration, so you'll have to become a plant detective, to see what has caused it.



Downy mildew

Downy mildew thrives in moist damp conditions and loves young plants. The upper leaf surfaces develop yellowy discoloured patches that can extend across large areas of the leaf and sometimes a white/grey 'downy' coating.



Flea beetles

Certain species of the adult flea beetle are fond of cabbages, Brussels sprouts, swede and other brassicas; some like potatoes; others are equally fond of wallflowers, alyssum, aubrieta and nasturtiums. Flea beetles will swarm all over the leaves and will pepper them with holes. In severe cases it can result in wilted or stunted plants.



Fungal leaf spots

Fungal leaf spots can be of various colours - grey, brown or black (roses in particular). The spots are in fact dead leaf tissue caused by the fungus that spreads the disease.



Iron deficiency

Although a trace element, iron can be locked up in the soil so roots of rhododendrons, azaleas, camellias and other ericaceous plants cannot absorb any reserves. Raspberries can also show similar signs of iron deficiency. Leaves start to turn yellow between the veins.




Leaf hoppers

Yellowish and 2-3mm long. As their name suggests they (the adults) will jump off if the plant is disturbed. The immature nymphs are creamy-white and crawl. Both nymphs and adults feed on the sap of plants. They cause leaf yellowing and the overall weakening of the plant.



Leaf miners

Leaf miners produce characteristic pale twisting silvery tunnels (or mines) under the surface of affected leaves.



Potato and tomato blight

Potato and tomato blight causes discolouration of the leaves, turning them brown then black from the edges inwards. The leaves can dry and curl, although in moist conditions a white fungal growth can sometimes occur around the edges.



Powdery mildew

Just as the name powdery mildew suggests, a white powdery fungus grows mostly on the upper surface of leaves. You'll see white spots on plant leaves – this will occasionally spread to the underside and other parts of the plant.



Red spider mites

Red spider mites are perhaps the smallest of the common sap-feeding insects. Leaves first develop a pale mottling, but as the infestation progresses the leaves become increasingly yellowish white.



Rose black spot

Despite the name, rose black spot, the spots can be of various colours - grey, brown or black (roses in particular).



Rusts

The spores of rusts need a moist environment in which to prosper. The fungus develops mostly on leaves but also on stems. In appearance, they can develop either as patches or as pustules (like septic spots), usually with a rusty-brown colour – but some are different, such as chrysanthemum white rust.



Scale insects

Scale insects are not always easy to see on plants – you'll likely see brown bumps on plant stems. Occasionally you'll also see the same brown bumps on the underside of leaves, although this isn't always as obvious. These are colonies of scale insects clustered together. Infected leaves may turn yellow or become otherwise discoloured.



Slugs and snails

We all know what slugs and snails look like. The damage they cause is easy to recognise too – they will leave lace-like holes on leaves. The holes are irregular due to their rasping tongues, and you'll sometimes see them on flower stems too.



Sooty moulds

Sooty moulds are spreading dark brown or black, superficial marks on the top part of the leaves of numerous plants – but particularly glossy-leaved evergreens. They are the result of sap-sucking insects feeding on the leaves above.



Thrips

Thrips (sometimes called thunder flies or thunder bugs) are yellow-black, very thin and about 2mm long. The typical symptoms are mottled and discoloured leaves, with signs of bleaching.



Vine weevil

Vine weevil adults feed on the leaves, making characteristic 'mouth-shaped' bites on the edges of the leaves. The grubs are far more destructive, as they eat the roots, causing the leaves and whole plant to wilt.



Whitefly

Whitefly are little pests that set up home and live out their lives on the underside of leaves. As adults, they are about 2mm long with white wings, which give them their name. Whitefly damage on plants is usually scarcely visible, but when they are disturbed from feeding on the leaves, they produce an almost cloud-like eruption. This can make leaves sticky and a black sooty mould can develop. This can deprive the leaves of light and can eventually kill the plant.

Source: <https://www.lovethegarden.com/uk-en/article/common-leaf-problems>



COOKS COACHES LIMITED
 incorporating
RELIANCE LUXURY COACHES
 607 London Road
 Westcliff on Sea SS0 9PE
 Tel: 01268 758426
 or 01702 344702

Email: reliancecoaches@btconnect.com
 or info@cookscoaches.co.uk

Website: www.coachescoaches.co.uk

**CONTINENTAL AND BRITISH HOLIDAYS
 DAY EXCURSIONS – PRIVATE HIRE**

SUMMER SHOW

SATURDAY 6th JUNE

Richmond Hall, High Road, Benfleet, SS7 5HA Staging
 8.30 until 11.30 a.m. (Floral art until 12 noon)

*Open to the public at 2.30 p.m.
 Presentation of awards from 4.00 p.m.*

AWARDS

- | | |
|----------------------------------|-----------------------------------------------------------------|
| Wilks Cup | Highest points in show |
| Durley Challenge Cup | 2 nd highest points in show |
| Harry Phillips Cup | 3 rd highest points in show |
| Best Exhibit Cup | Best Exhibit in Show |
| Acres Rose Bowl | Most points in rose section |
| Colvin Cup | Winner of the Rose Class with the most entries (exc. Class 15.) |
| The Rose Society UK Bronze Medal | Best rose in show |
| Dr. Vin Tyndal Memorial Shield | Best vase of climbing roses |
| Mr. Fothergills Seeds Cup | Highest points in miscellaneous flowers |
| Harvey Memorial Cup | Most points in Sweet Pea classes |
| National Vegetable Society Medal | Most points in vegetables, salading and fruit |
| Stores Voucher for £10 | Best Exhibit in show (excl. Floral art) |
| Murphy Challenge Cup | Best exhibit in vegetable, salading and Fruit |
| Floral Art Cup | Best exhibit in Floral art |
| Summer Cookery Trophy | Most points in cookery section |
| (Last of) The Summer Wine Cup | Most points in wine classes |
| Children's Summer Cup | Most points in children's classes |
| Valerie Spence Trophy | Most points in handicraft |
| Alice Coulter Cup | Most points in photo classes |
| Althea Cup | Best exhibit in handicraft |
| Certificate | Best exhibit in wine classes |
| Certificate | Best photograph |
| Certificate | Best exhibit in horticultural classes |
| Certificate | Most points in decorative arrangement |
| Certificate | Best exhibit in pot plant classes |
| Certificate | Best exhibit in cookery classes |
| Certificate | 2 nd highest points in cookery |

- Sponsored by **Choice Discount Stores - Hadleigh**
- | | |
|------------------------------------------------------------------------|--------|
| Best rose in show | £10.00 |
| Best exhibit in show | £10.00 |
| Winner of class 48 Fuchsia | £10.00 |
| Winner of class 125 Arrangement of vegetables and / or fruit in a tray | £10.00 |
| Winner of class 143 6 Marzipan Fruits | £10.00 |

STAY LOCAL AND SUPPORT YOUR LOCAL WILL LADIES



Premier Wills
 Rochford & Prittlewell



Miss Susan J Marks
 ASWW (Dip) Director

Your local Will Ladies are friendly, approachable, caring and have over 20 years of experienced qualified service in North Street, Rochford and West Street, Prittlewell

We prepare and advise on:

- Last Will and Testaments
- Lasting Powers of Attorney
- Probate and Administration service (all dealt with in house)
- Pre-paid funeral Plans
- Secure document storage
- Home Visits Available



Please contact Susan Marks and her caring team:

01702 330 333 or
01702 530 444

www.premierwillsrochford.co.uk

susan@premierwills.co.uk
 9 North Street, Rochford SS4 1AB
 19 West Street, Prittlewell SS2 6HH

A good Will is not a cheap Will it's a Premier Will!

1 A display of anything grown by the exhibitor – space allowed 2'6"
(must fill space)

ROSE SECTION

- 2 Display of roses – space allowed 2'6" wide (must fill space)
- 3 Roses 1 vase of 3 HT blooms – one variety
- 4 Roses 1 vase of 3 HT blooms - more than one variety
- 5 Roses 1 vase of 3 HT blooms – 1 bud, 1 perfect, 1 fully open
- 6 Roses 1 specimen HT bloom – red or pink
- 7 Roses 1 specimen HT bloom – yellow or white
- 8 Roses 1 specimen HT bloom – bicoloured
- 9 Roses 1 specimen HT bloom – any other colour
- 10 Roses 3 stems shrub roses – red, pink, or purple
- 11 Roses 3 stems shrub roses – yellow or orange
- 12 Roses 3 stems shrub roses – peach or white
- 13 Roses 3 stems shrub roses – bicoloured
- 14 Roses 3 stems shrub roses – any other colour
- 15 Roses 1 stem shrub rose – red, pink, or purple
- 16 Roses 1 stem shrub rose – yellow or orange
- 17 Roses 1 stem shrub rose – peach or white
- 18 Roses 1 stem shrub rose - bicoloured
- 19 Roses 1 stem shrub rose – any other colour
- 20 Roses 3 stems floribunda/cluster flowered – one variety
- 21 Roses 1 stem floribunda/cluster flowered
- 22 Roses 3 stems floribunda/cluster flowered – more than one variety
- 23 Roses 1 vase of climbing or rambler roses – 3 stems
- 24 Roses 1 vase of miniature – one or more varieties – 3 stems
- 25 Roses 1 vase HT blooms – any variety – maximum of 9 blooms
- 26 Roses 1 stem any other rose
- 27 Roses 1 pot grown miniature rose. Maximum height 12" (excl. pot)

MISCELLANEOUS CUT FLOWERS

- 28 Antirrhinums 5 stems
- 29 Sweet Peas 3 vases – 3 distinct varieties (3 stems of 1 variety in each vase)
- 30 Sweet Peas 7 stems – one or more varieties
- 31 Sweet Peas 1 specimen bloom
- 32 Perennial Sweet Pea 3 stems
- 33 Pansies/Violas 6 stems in container provided
- 34 Stocks 3 stems
- 35 Delphiniums 1 spike
- 36 Delphiniums 2 spikes – to be vased separately
- 37 Pinks single 3 stems (NOT disbudded)
- 38 Pinks double 3 stems (NOT disbudded)
- 39 Iris 3 (bulbous rooted)
- 40 Flowering shrubs 1 or more varieties
- 41 Carnations 3 blooms
- 42 Marigolds 5 stems African or French
- 43 Perennials 3 stems – 1 or more varieties
- 44 Gaillardias 5 blooms
- 45 Calendula 5 stems
- 46 Lily 1 stem

- 47 Annuals 3 stems of 1 or more varieties.
- 48 Fuchsias 6 blooms displayed in container provided
- 49 Pelargoniums 3 flowering stems – 1 or more varieties
- 50 Pelargoniums 6 leaves in container provided (min. 3 varieties)
- 51 A vase of any climbing flower, excluding roses.
- 52 Allium 1 stem
- 53 Hosta leaves 3 in vase
- 54 Grasses 1 vase

POT PLANTS

- 53 Foliage pot plant 1 plant
- 54 Cactus 1 plant
- 55 Collection of Cacti/Succulents in pot or decorative container
- 56 Succulent 1 plant
- 57 Fuchsia 1 plant (up to 5" diameter pot)
- 58 Fuchsia 1 plant (over 5" diameter pot)
- 59 Begonia 1 plant
- 60 Gloxinia 1 plant
- 61 Saintpaulia (African Violet) 1 plant
- 62 Streptocarpus 1 plant
- 63 Orchid 1 plant
- 64 Pelargonium 1 plant
- 65 Miniature Pelargonium 1 plant
- 66 Bonsai 1 specimen
- 67 Hosta 1 pot
- 68 Lilies 1 pot
- 69 Flowering plant – Large (greater than 5" pot) excl. plants named above
- 70 Flowering plant – Small (max. Pot 5") excl. plants named above
- 71 A container of growing flowers
- 72 A hanging basket – maximum size 16" diameter
- 73 Ferns 1 pot
- 74 Alpines 1 pot

NOVICE SECTION

- 78 Vase of any flowers – any varieties
- 79 Roses 1 bloom
- 80 Roses 1 stem floribunda/cluster flowered
- 81 Vegetable 1 specimen

FLOWERS ARRANGED FOR DECORATIVE EFFECT

NOT Floral Art (must be grown by the exhibitor) Any container may be used

- 86 Vase of mixed flowers arranged for frontal effect. Foliage permitted (Not Roses)
- 87 Roses arranged in a rose bowl
- 88 Lady's spray
- 89 Gentleman's buttonhole
- 90 Container of Sweet Peas for all round effect (self foliage only)
- 91 Assorted foliage (no flowers)
- 92 A bowl of floating flowers

VEGETABLE SECTION

(Please see Regulations for Exhibitors on page 10)

All dishes are to be of one variety

- 98 Collection of 3 kinds of vegetables, salading, and/or fruit (3kinds)
- 99 One each of 4 kinds of vegetables, salading, and/or fruit
- 100 Dwarf beans 5
- 101 Broad beans 5
- 102 Cabbages 2 – one variety
- 103 Onions 3 with top foliage
- 104 Peas 6
- 105 Potatoes – white 3
- 106 Potatoes – any other colour 3
- 107 Carrots 3 with 4" foliage
- 108 Lettuce 2 to be shown with roots
- 109 Beetroot 3 with 4" foliage
- 110 Radish 6
- 111 Cucumber 1
- 112 Any other salading Quantities (see page 10)
- 113 Tomatoes 5
- 114 Cherry tomatoes max. size 35mm dia. 5
- 115 Rhubarb 3 sticks (3" leaf blade to be left on)
- 116 Any other vegetable Quantities (see page 10)
- 117 Gooseberries 9
- 118 Strawberries 6
- 119 Currants – red, white or black 9 bunches
- 120 Raspberries 9
- 121 Cherries 9
- 122 Any other fruit 5
- 123 6 Different herbs in individual small vases supplied
- 124 Herbs growing in a container (maximum size 9" diameter)
- 125 An arrangement of vegetables and/or fruit in a basket or trug

PHOTOGRAPHY SECTION

- 128 Photograph – "Widest Tree(s)" maximum overall size A4
- 129 Photograph – "Country Garden" maximum overall size A4
- 130 Photograph – "Seaside" maximum overall size A4

HANDICRAFT SECTION

- 131 An exhibit of soft craft – knitting, patchwork, macramé, etc.
- 132 An exhibit of hard craft – metalwork, pottery, etc.
- 133 An exhibit of artwork – painting, drawing, pressed flowers, etc.
- 134 An exhibit of jewellery
- 135 An exhibit of woodwork
- 136 A handmade Greetings Card

COOKERY SECTION

- 139 Jar of Strawberry Jam
- 140 Victoria Sandwich Cake
- 141 6 pieces of Lemon Drizzle Cake (see recipe page 42)
- 142 4 Decorated Gingerbread Men
- 143 6 Marzipan Fruits
- 144 4 Cheese Scones

WINE SECTION

- 150 Fruit wine - red
- 151 Vegetable wine - white, sweet
- 152 Vegetable wine - white, dry
- 153 Liqueur (Sloe gin, etc.)

CHILDREN'S SECTION

- 159 School Year 2 and under
 - (a) Decorated Flower Pot
 - (b) Any Fruit or Vegetable
 - (c) Selection of Grasses in a vase
- 160 School Year 3-6
 - (a) Decorated Flower Pot
 - (b) Any Fruit or Vegetable
 - (c) Selection of Grasses in a vase
- 161 School Year 7-11
 - (a) Decorated Flower Pot
 - (b) Any Fruit or Vegetable
 - (c) Selection of Grasses in a vase

FLORAL ART

- 166 An Arrangement "A Rose By Any Other Name"
- 167 An Arrangement "Holiday Vibes"

For both of the above, a space of 24" is allowed with fresh materials and accessories being allowed

LLOYD CARPETS

*1 Roseberry Walk
Church Road, Thundersley, Essex*

01268 755044

**your LOCAL retailer for
ALL CARPET REQUIREMENTS**


Open Monday - Saturday 9.00 am to 5.00 pm

"The First Movie Memorabilia Barber Shop in Essex"

01268 750 535

SIMON FOXEN


facebook.com/simonfoxenbarbershop



Opening Times

Mon 9am - 6pm Tue 9am - 6pm Wed 9am - 6pm
Thur 9am - 7.30pm Fri 9am - 6pm Sat 8am - 5pm

19 HART ROAD, THUNDERSLEY



Est: 1920

SOCIETY'S STORE

Cemetery Corner, 423b High Road,
Benfleet, SS7 5AF

Opening Times:

Tuesday, Thursday, and Sunday 10.00 a.m. until 12 noon

Saturday 2.00 pm until 4.00 pm

Good Friday 10.00 am until 12 noon

Saturdays only in December and Closed throughout January

We stock fertilisers including: sulphate of ammonia, sulphate of potash, superphosphate, Growmore, hoof & horn, bone meal, blood, fish and bone meal, pelleted chicken manure, Spring & Summer lawn feed, Autumn lawn feed, lawn feed & weed, garden lime and Osmocote slow release feed, liquid tomato fertiliser and more (for a list of fertilisers and what they do, see inside back cover)

Our wild bird feed products now include sunflower hearts, Niger seeds, mixed seed, meal worms, peanuts and fat balls, also a range of feeders

Potting composts include soilless composts & peat free compost and the usual soil based John Innes (2 & 3). We also stock grow bags and decorative bark.

Plant protection materials include fleece, bubble polythene, weed mat greenhouse shading and capillary matting.

Also in stock are a range of pesticides - insecticides, fungicides, weedkillers.

There is a wide range of pots, hanging baskets and containers, plant stakes, garden tools plus many new lines.

There is also a wide range of plants - shrubs, herbaceous perennials, bedding plants in season, bulbs, seeds, seed potatoes, onion sets and shallots.

ORDER YOUR HANGING BASKETS IN STORE

01268 227692

AUTUMN SHOW

SATURDAY 12th SEPTEMBER

Richmond Hall, High Road, Benfleet SS7 5HA Staging 8.30 until 11.30.a.m.
 (Floral art until 12 noon)
 Open to the public at 2.30 p.m.
 Presentation of awards from 4.00 p.m.

AWARDS

Sugg Trophy	Most points in the show
Perry Cup	2 nd highest points in the show
Goom Cup	3 rd highest points in the show
Best Exhibit Cup	Best Exhibit in Show
Dahlia Cup	Most points in Dahlia classes
E. A. Hunt Plate & NDS Silver Medal	Best vase of Dahlias National Dahlia Society Bronze Medal
Society Bronze Medal	Best bloom in Dahlia classes
Reg. Everett Dahlia Trophy	Best Dahlia Water lily type class 9
F. Tomkins	Best exhibit in pot plant classes
Stores Voucher for £10	Best exhibit in show (excl. Floral Art)
Davenport Cup	Best exhibit in fruit and vegetable classes
Ken Hegan Cup	Most points in fruit and vegetable classes
National Vegetable Society Medal	Most points in fruit & veg classes
Floral Art Cup	Best exhibit in Floral art
Autumn Cookery Cup	Most points in cookery classes
Autumn Wine Cup	Most points in wine classes
Monica Spackman Memorial Trophy	Most points in children's classes
Neville Crabbe Cup	Most point in photography section classes
Autumn Handicraft Trophy	Most points in handicraft
Autumn Handicraft Cup	Best exhibit in handicraft
Certificate	Most points in miscellaneous classes
Certificate	Best exhibit in wine classes
Certificate	Most points in decorative arrangement
Certificate	Best exhibit in pot plant classes
Certificate	Best exhibit in cookery
Certificate	Most points in novice classes
Certificate	Best exhibit in handicraft
Certificate	Best exhibit in photography

Sponsored by **Simon Foxen Barber Shop** Cash Prizes

Best exhibit in show	£5	Best exhibit in wine	£5
Best Pot Plant	£5	Best exhibit in handicraft	£5
Best exhibit in vegetables & fruit	£5	Best photograph	£5
Best exhibit in cookery	£5	Best exhibit in class 64	£5
Best exhibit in children's classes	£5	Best exhibit in floral art	£5

- 1 A display of anything grown by the exhibitor (must fill space)
- 2 A display of Dahlias - cut or in a container (must fill space) (both items NOT judged as floral art) space allowed 2'6"

DAHLIAS

- | | | |
|----|-----------------------------------------|---------------------------------------------------|
| 5 | 5 blooms - | 1 variety – may be vased separately |
| 6 | 2 vases of Dahlias - | 3 blooms per vase – 2 varieties |
| 7 | Giant decorative - | 1 bloom |
| 8 | Giant cactus or semi-cactus | 1 bloom |
| 9 | Large decorative - | 1 bloom |
| 10 | Large cactus or semi-cactus | 1 bloom |
| 11 | Medium decorative | 1 bloom |
| 12 | Medium cactus or semi-cactus | 1 bloom |
| 13 | Small decorative | 1 bloom |
| 14 | Small cactus or semi-cactus | 1 bloom |
| 15 | Miniature decorative | 1 bloom |
| 16 | Medium decorative | 3 blooms – 1 or more varieties |
| 17 | Medium cactus or semi-cactus | -3 blooms – 1 or more varieties |
| 18 | Small decorative - | 3 blooms – 1 or more varieties |
| 19 | Small cactus or semi-cactus | 3 blooms – 1 or more varieties |
| 20 | Miniature decorative | 3 blooms – 1 or more varieties |
| 21 | Any variety | 1 specimen bloom |
| 22 | Ball type | 3 blooms – 1 or more varieties |
| 23 | Large decorative, cactus or semi-cactus | 2 blooms – 1 or more varieties |
| 24 | Pompon | 5 blooms – 1 or more varieties |
| 25 | Pompon | 3 blooms – 1 variety |
| 26 | Collarette | 3 blooms – 1 or more varieties |
| 27 | Water lily type | 3 blooms 1 variety |
| 28 | Any other dahlia | 1 blooms |
| 29 | Orange or yellow | 1 specimen bloom |
| 30 | Pink, red or purple | 1 specimen bloom |
| 31 | White or cream | 1 specimen bloom |
| 32 | 2 vases of Dahlias: | 1 large decorative, 1 large cactus or semi-cactus |

In memory of Alan Jones, who was a leading grower and breeder of Dahlias, and also a National Dahlia Judge and winner of Chelsea Medals for matching hanging baskets and troughs. His wife is kindly donating prizes of £5 for the winners of the following categories 1, 7, 16, 66, 107 & 111.

CHRYSANTHEMUMS

- 35 3 medium blooms – three distinct varieties
- 36 1 stem naturally grown spray
- 37 1 specimen bloom – any variety

MISCELLANEOUS FLOWERS

51	Annuals – one vase -	1 or more varieties 3 stems
52	Perennials – one vase -	1 or more varieties 3 stems
53	Michaelmas daisies -	1 variety 3 stems
54	Gaillardias -	3 blooms
55	Roses -	3 blooms
56	Carnations -	3 blooms
57	Rose -	1 HT bloom
58	Rose - any other	1 stem
59	Asters, single -	5 blooms
60	Asters, double -	5 blooms
61	Gladioli -	1 spike
62	Gladioli -	2 spikes
63	Pinks	3 stems
64	Any other flowers -	1 stem
65	Pansies -	6 stems displayed in a box.
66	Fuchsias -	6 blooms displayed in a box.
67	A vase of grasses	
68	Benfleet Best Vase – see regulations on page 13	Class sponsored by Benfleet Horticultural Society
69	Largest sunflower	

POT PLANT SECTION

72	Begonias -	1 plant
73	Saintpaulia (African Violet)	1 plant
74	Streptocarpus -	1 plant
75	Fuchsia -	1 plant
76	Orchid	1 plant
77	Flowering plant – small (up to 5” pot) excluding those above	
78	Flowering plant (over 5” pot) excluding those above	
79	Foliage pot plant	1 plant
80	Cacti or Succulent -	1 plant
81	Hanging basket – maximum size 16”	
82	Bonsai -	1 specimen
83	Fern	1 pot

NOVICE SECTION

88	Dahlia -	1 specimen bloom
89	Chrysanthemum -	1 spray
90	Any other flowers	1 vase
91	Any vegetable – For quantity page 10	

FLOWERS ARRANGED FOR DECORATIVE EFFECT**Not Floral Art – must be grown by the exhibitor**

95	Bowl of Dahlias arranged for all round effect (can include other foliage)
96	An arrangement of flowers and foliage in a Jug
97	Any berries and / or foliage arranged for frontal effect in one vase
98	A bowl of floating flowers

VEGETABLES AND FRUIT

105	Benfleet Best Tray – see Rules on page 13. sponsored by Benfleet Hort Soc	
106	One of each of 4 kinds of vegetables, salading and / or fruit	
107	An arrangement of vegetables / fruit in a basket or trug	
108	Runner beans -	7 with stalk
109	Dwarf Beans -	7 with stalk
110	Carrots -	3 with 4” foliage
111	Tomatoes -	5 with calyces left on
112	A truss of Tomatoes	
113	Cherry tomatoes -	5 with calyces left on
114	Beetroot -	3 with 4” foliage
115	Cabbages -	2 with 4” stem
116	Marrow -	1 maximum length 15”
117	Courgette -	3 size between 4 & 6 inches
118	Pumpkin -	up to 15” diameter
119	Parsnips -	3
120	Onions – up to 8 oz -	3
121	Onions – over 8 oz -	3
122	Potatoes – White -	3
123	Potatoes – Coloured -	3
124	Shallots – Large -	9
125	Shallots – pickling	9 max 30mm diameter
126	Leeks -	2
127	Celery -	2
128	Cucumber	1
129	Peppers (sweet)	2
130	Chilies	5
131	Lettuce -	2 with roots
132	Sweetcorn	2
133	Rhubarb	3 sticks (3” leaf blade to be left on)
134	Any salading not named above	Quantities (see page 10)
135	Any vegetable not named above	Quantities (see page 10)
136	A comical vegetable (unusual shape)	
137	Apples – dessert -	3
138	Apples – culinary -	3
139	Pears -	3
140	Gooseberries -	9
141	Raspberries	9
142	Blackberries	9
143	Plums -	3
144	Strawberries	6
145	Grapes	1 bunch
146	Any other fruit not named above	
147	Heaviest tomato	
148	Heaviest onion	
149	Heaviest marrow	
150	Heaviest pumpkin	
151	Heaviest Potato	
152	Heaviest Apple	
153	Longest runner bean	
154	Longest carrot	
155	Longest Cucumber	
156	Six different herbs in individual small vases. (supplied)	

MIXTURE SECTION

- 158 Flower(S) & Veg – 1 Vases of any type of flower(s) 1 or more varieties & 1 dish of vegetables (from classes 108 – 135)

PHOTOGRAPHY SECTION

- 160 Photograph – "Green" Maximum overall size A4
 161 Photograph – "Snow" Maximum overall size A4
 162 Photograph – "Flower Power" Maximum overall size A4

HANDICRAFT SECTION

- 163 Painting or drawing on any medium
 164 An exhibit of soft craft – knitting, patchwork, macramé, etc.
 165 An exhibit of hard craft – metalwork, pottery, etc.
 166 An exhibit of artwork – painting, drawing, pressed flowers, etc.
 167 A handmade Christmas card
 168 An exhibit of woodwork
 169 An exhibit of jewellery

COOKERY SECTION

One entry per person, per class

- 171 1 Jar Stone Fruit Jam
 172 1 Jar Chutney
 173 4 Fancy Bread Rolls
 174 Moist Apple Cake (see recipe page 43)
 175 6 pieces of Chocolate Fudge
 176 6 Shortcrust Apple Pie maximum size 8 inches

WINE SECTION

- 177 Flower wine – medium sweet
 178 Dessert wine – red
 179 Dessert wine – white
 180 Grape wine – table dry (can be made from a kit)
 181 Liqueur (Sloe gin etc.)
 182 1 bottle of Cider

CHILDREN'S SECTION (Membership not necessary)

- 185 School Year 2 and under
 (a) Full Seed Tray Garden
 (b) Any flower in a vase
 (c) Any fruit or vegetable
 (d) Collage of a flower (any material(s))
 186 School Year 3-6
 (a) Full Seed Tray Garden
 (b) Any flower in a vase
 (c) Any fruit or vegetable
 (d) Collage of a flower (any material(s))
 187 School Year 7-11
 (a) Full Seed Tray Garden
 (b) Any flower in a vase
 (c) Any fruit or vegetable
 (d) Collage of a flower (any material(s))

FLORAL ART

To be arranged at the show unless otherwise stated and judged by the public

- 190 An Arrangement "Golden Sunset"
 191 Table Arrangement "Light The Fire"
For both of the above, a space of 24" is allowed with fresh materials, and accessories being allowed

CLASSIFICATION OF DAHLIA FLOWERS

A classification system of 14 distinct groups, based on the overall shape of the flowers and petals, recognised by The International Dahlia Register
When showing it is important where possible to name the flower, as this adds points to judging.

Flowers bearing a single ring of outer (ray) florets, with the central (disc) florets visible.



1 Single-flowered

One or more rings of ray florets; disc florets long and tubular in form.



2 Anemone-flowered

These have a single ring of ray florets, with an inner ring of shorter florets - the collar. Disc florets also visible.



3 Collerette

Flowers that have shallow, double blooms, with broad, flattish florets. Disc florets absent or not visible.



4 Waterlily

Fully double blooms, showing no disc. Florets are folded inwards from the base, flattening towards the apex and with blunt points.



5 Decorative

Fully double, ball-shaped or slightly flattened blooms. Florets fold inwards from the base, blunt or round at apex.




6 Ball

Miniature, fully double, spherical blooms. The florets are folded inwards for the whole of their length.




7 Pompon

Fully double blooms. The florets are narrowly tubular, pointed, and either straight or incurving.



8 Cactus

Fully double blooms. Florets broad at base, become tubular and pointed towards apex and either straight or incurving.



9 Semi-cactus

'Catch-all' classification for dahlia cultivars that do not fall into one of the other listed groups.



10 Miscellaneous

Flowers have florets which are split/notched at the apex, creating a fringed effect.




11 Fimbriated

Blooms with a single outer ring of tubular florets surrounding the disc.



12 Single Orchid (Star)

Fully double blooms, around triangular centres; florets are narrowly lanceolate (tapering to a point).



13 Double Orchid

Three or four rows of flattened or slightly curved ray florets, with the central disc of florets clearly visible.



14 Peony-flowered

RECIPES 2026



Recipe for Bread Pudding

12x8 in Baking Tin

- 500g Bread, crusts removed
- 600ml whole milk
- 100 grams Butter
- 500grams dried fruit
- 150g grams light brown sugar
- 2 Tablespoons mixed spice
- 2 Tablespoons Demerera Sugar (For sprinkling on top)

1. Cut bread into cubes Place into a large bowl and pour in the 600ml milk Stir well, then place aside for a few minutes to soak up the milk
2. Whilst soaking, preheat oven 170c fan / 190c / 375f / gas 5 and line tin with Baking paper
3. Give the bread a good stir until Broken down and stodgy.
4. Melt 100g Butter, whisk 2 large eggs Add melted butter, eggs 500g dried fruit, 2 tablespoons mixed spice and 150g light brown sugar to the bread mixture
5. Bake in the middle of the oven at 170c fan / 190c / 375f / gas 5 for 1 hour Remove from oven, check to see if cooked using a skewer Sprinkle remaining Demerera sugar on top Cut 6 equal pieces



Recipe for Moist Apple Cake

Maximum size 8 inch plate

- 225g plain flour
- ½ level teaspoon salt
- ½ level teaspoon Bicarbonate Soda
- 100g butter or marg
- 225g caster sugar
- 2 medium cooking apples peeled, cored and chopped
- 50g seedless raisins
- 50g walnuts, chopped
- 2 Eggs, beaten
- 1 teaspoon vanilla Essence
- Icing Sugar

1. Grease a shallow 8 inch round tin Line with greaseproof paper
2. Sift the flour, salt, and Bicarbonate Soda And rub in the fat until the mixture resembles Breadcrumbs
3. Stir in the sugar, apples, walnuts and Seedless Raisins
4. Make a well in the centre and pour in Vanilla Essence, and beaten egg and Work the dry ingredients into the liquid
5. Pour the mixture into the prepared tin and Bake at 170c / 325f / mark 3 for about 1½ hours Or until the cake is golden brown.

Cool on a wire rack. When cold, place a doily on top and Sprinkle with icing sugar



Recipe for Lemon Drizzle Cake

To make 6 pieces

- 225g softened butter
- 225g caster sugar
- 275g self raising flour
- 2 level teaspoons Baking Powder
- 4 Large eggs
- 4 Tablespoons milk
- Finely grated rind of 2 lemons

For the crunchy topping

Preheat oven to 160c / 140c Fan / Gas 3. Grease a 12x9 traybake or roasting tin. Line with Baking paper

Measure all ingredients into a bowl and turn mixture into the prepared tin level with a spatula

Bake for 35 to 40 mins or until the cake Has shrunk from the sides of the tin

To make the crunchy topping, mix the Granulated sugar with the lemon juice. In a small bowl, spoon the mixture over the Traybake Alil it's til warm! Cut into squares when cooled. Put 6 pieces on a plate.



EQUINE RUGWASH

All types of Horse Rugs washed Repaired and reproofed FREE Pick-up & Delivery

Telephone 01702 207491
Mobile 07970 484 014

2026 GENERAL SHOW DATES

FEB 1-MAR 2	KEW ORCHID SHOW
MAR 29	RAYLEIGH FLOWER SHOW
APRIL 23-26	HARROGATE FLOWER SHOW
APRIL 11	BENFLEET FLOWER SHOW
MAY 1-3	GARDENERS WORLD SHOW
MAY 7-10	RHS MALVERN SHOW
MAY 19-23	CHELSEA FLOWER SHOW
JUNE 6	BENFLEET SUMMER SHOW
JUNE 18-21	GARDENERS WORLD SHOW NEC
JULY 8-12	RHS BADMINTON FLOWER SHOW
JULY 22-26	RHS SANDRINGHAM FLOWER SHOW
AUG 5-9	RHS HYDE HALL FLOWER SHOW
AUG 11-13	GARDENERS WORLD FLOWER SHOW
AUG 20-23	SOUTHPORT FLOWER SHOW
SEPT 1-5	RHS WISLEY SHOW
SEPT 5	ORSETT FLOWER SHOW
SEPT 6	RAYLEIGH FLOWER SHOW
SEPT 12	BENFLEET FLOWER SHOW
SEPT 18-20	RHS HARROGATE NEWBY HALL
SEPT 25-29	MALVERN FLOWER SHOW

ORDER YOUR HANGING BASKETS IN STORE

2025 PRICES WERE:

14" - £21

16" - £25

WE EXPECT 2025 PRICES TO BE SIMILAR

Best Horticultural Exhibit 2025



The best horticultural exhibit is selected from the 3 entries which have been awarded 'Best Exhibit in Show' for each of our 3 yearly horticultural shows.

This year's winner was Wendy Webster who entered a collection of Orchids into Spring Show class 1 'A display of anything grown by the exhibitor'.



Runners up were Maz Morgan, for her entry in the Summer Show class 86 'A vase of mixed flowers arranged for frontal effect' (pictured left), & Judy Bonham for her entry in the Autumn Show class 96 'An arrangement of flowers and foliage in a Jug', (pictured right).



FLORAL ART

FUN, FRIENDSHIP & FLOWERS
you will find all of these if you join

BENFLEET FLORAL ART GROUP

Affiliated to the National Association of Flower Arranging Societies

Demonstrations - Workshops - Talks - Sales Table - Teas

We meet every 4th Wednesday of the month except August & December at Richmond Hall,
Benfleet at 7.30pm

Annual Subscription £20, Monthly admission £3.50

Visitors & new members always welcome

Floral Art Report 2025

The Floral Art Club has had a successful year with membership of 30. Hazel said that there had been some good demonstrators last year and also an in-house demonstration and dabble evening.

There was also a great Quiz night in August which helped us to raise some funds. Our thanks to Simon for a good evening.

The Christmas Demonstration was a great evening and was well attended in November with Lee Berrill demonstrating.

The Club raised funds for Breast Cancer on their Pink evening in October and also raised £170 for the Alzheimer's Society from selling plants and books throughout the year together with a charity raffle on the November evening.

Hazel Cade

Floral Art Program 2026

JAN 28TH AGM - TALK - FIRST RESPONDERS

FEB 25TH - ROSE EVENING - MAZ MORGAN

*MAR 25TH - FLORAL DEMONSTRATION - JANET DYE
'REUSE RECYCLE'*

*APR 22ND - TALK - IRENE BOWKETT
'LEADING A SHELTERED LIFE'*

*MAY 27TH - SAPHIRE ANNIVERSARY - MEMBERS BUFFET
EVENING
FLORAL DEMONSTRATION - GILL MCGREGOR
'SCINTILLATING SAPHIRE CELEBRATIONS'*

*JUNE 24TH - FLORAL DEMONSTRATION - TERRI POTTER
'A PASSIONATE AFFAIR'*

*JULY 22ND - IN HOUSE DEMONSTRATION
'ANYTHING GOES'*

AUG 21ST - QUIZ NIGHT

*SEPT 23RD - FLORAL DEMONSTRATION - LORRAINE GAGEM
'INTO THE WARDROBE'*

*OCT 28TH - WORKSHOP - WREATH MAKING/WALL
HANGINGS FOR ALL OCCASIONS*

*NOV 25TH - FLORAL DEMONSTRATION - DAVID THOMSON
'CHRISTMAS CHEER' TICKET ONLY*

Fertilisers & Related Products

Listed below are some of the products normally found at our Store and their usage

For green vegetables and foliage plants: NITROGENOUS FERTILISERS (N)

- Sulphate of Ammonia Use at the rate of 1 oz per sq yd (35 g/m²) or a small handful. Best in Spring and Summer DO NOT MIX WITH LIME
- Nitrate of Soda Use at 1 oz per sq yd (35 g/m²) as a top dressing in Summer. This is quick acting. Do not allow contact with foliage.
- Nitro Chalk Use at 1 oz per sq yd (35 g/m²). Another quick acting fertiliser especially for the cabbages and raspberries in February

For fruit & flowers: POTASSIUM FERTILISERS (K)

- Sulphate of Potash Use at 1 oz per sq yd at any time of the year. It is the best form of potash in general use. It will increase the disease resistance of plants. Ideal for tomatoes

For root growth and root vegetables: PHOSPHATES (P)

- Superphosphate of Lime Use at the rate of 2 oz per sq yd (70 g/m²) or a large handful in Spring or Summer. Don't be misled! This contains no useable Lime so can be used on LIME FREE soils.
- Bone meal Use at 4 oz per sq yd (140 g/m²) or a very large handful. Most useful in Autumn & Winter. Slow acting. When planting trees or shrubs, put some in the hole before planting

Compound fertilisers: supply a general feed

- Fish, blood & bone Use at 2 oz per sq yd (70 g/m²) all the year round.
Good general purpose fertiliser containing Nitrogen (N), Phosphorus (P), Potash (K)
- Growmore Use at 2 oz per sq yd (70 g/m²) all the year round Good general purpose, balanced fertiliser
- Lawn Weed and Feed Use at the rate of 2 oz per sq yd on lawns. NOT before March or after September. If it does not rain within 48 hours, WATER IT IN. If this is not done it will burn your lawn. DO NOT use too much rather too little. This is not a fertiliser as such, it will kill all common weeds in the lawn and at the same time, feed the grass.

GARLIC SPRAY/WASH RECIPE

TO KEEP THE SLUGS AND SNAILS AWAY

Slugs & snails HATE the ONION FAMILY (allium).



Step one: Take two whole garlic bulbs



Step two: Put the garlic bulbs into an old sock and crush them into a mush



Step three: Place the sock containing the mashed garlic into a saucepan with 1 litre of water and boil/simmer the contents of the saucepan for 15-20 minutes. *It's best to open your kitchen windows when simmering the garlic or use your BBQ outside, in the garden, to make the recipe!*



Step four: Remove the saucepan from the heat and leave to cool. Once cooled, wring out the sock containing the garlic into the water in the saucepan



Step five: Throw away the sock containing the boiled, mashed-up garlic



Step six: Pour the contents of the saucepan into a screw top jar (this will allow the concoction to keep for up to a year)



Step seven: Measure out one tablespoon of the garlic concentrate from the jar into a litre of water



Step eight: Pour the diluted mixture into your garden sprayer



Step nine: Shake the sprayer to ensure the diluted mixture is well mixed. Spray your hostas every two weeks. If it rains wait until your plants are dry and then reapply. Spraying every two weeks will keep the slugs and snails away

SOCIETY'S STORE



OCEMETERY CORNER, 423B HIGH ROAD,
BENFLEET, SS7 5AF

01268 227692

OPENING TIMES:

TUES, THURS AND SUN 10.00 AM UNTIL 12 NOON
SATURDAY 2.00 PM UNTIL 4.00 PM
GOOD FRIDAY 10.00 AM UNTIL 12 NOON

SATURDAYS ONLY IN DECEMBER
AND CLOSED IN JANUARY



print
by fenn press

web
design

signs
creative



Tel: 07857 308 568
www.fennpress.co.uk
info@fennpress.co.uk

get a quote
visit our website



This Yearbook was printed by Fenn Press